

BIM Workflow

The integration of Sokkia high-performance precision measurement equipment and software solutions lets you optimize your BIM workflows at every stage of the project.

Our open architecture gives you more choice and allows for seamless integrations.

Whether it's layout, QA/QC, as-building, or other measuring applications, we provide solutions that streamline your office to field needs.



Vertical Construction Workflow Guide

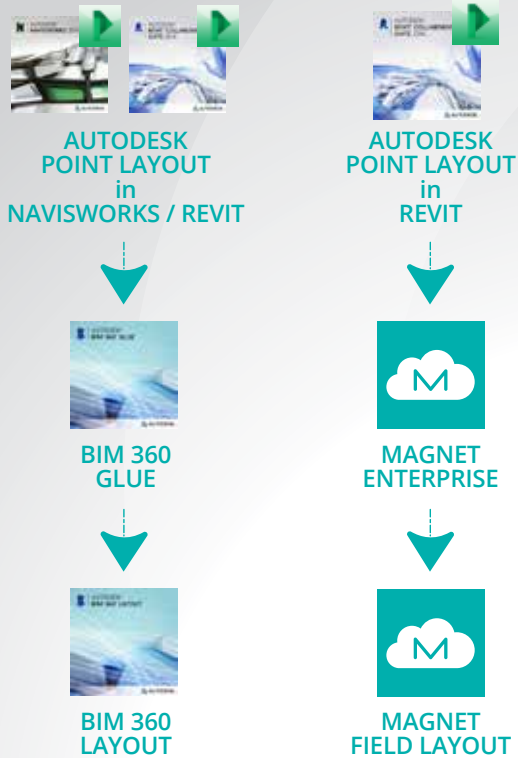
SOKKIA

sokkia.com

Specifications subject to change without notice
©2017 Topcon Corporation All rights reserved.
SOK-1045 Rev A 1/18

1 Construction Management/ General Contractor

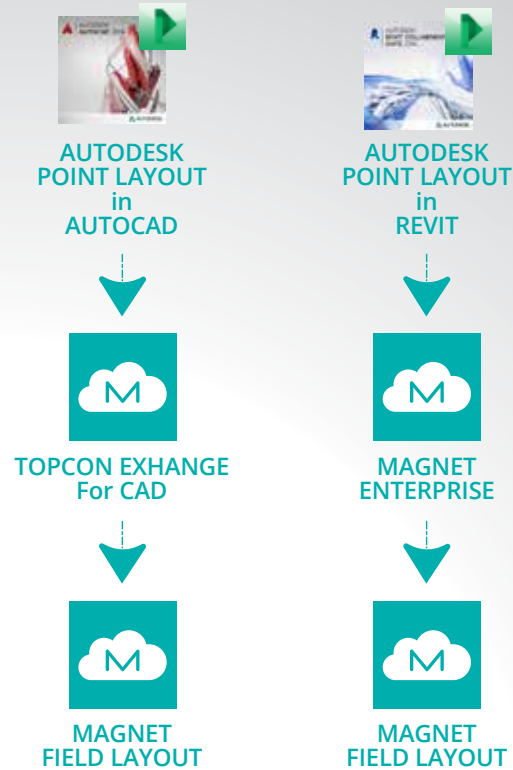
Typical workflows



iX, SHC-5000, RC-PR5

2 MEP and WALL Contractors

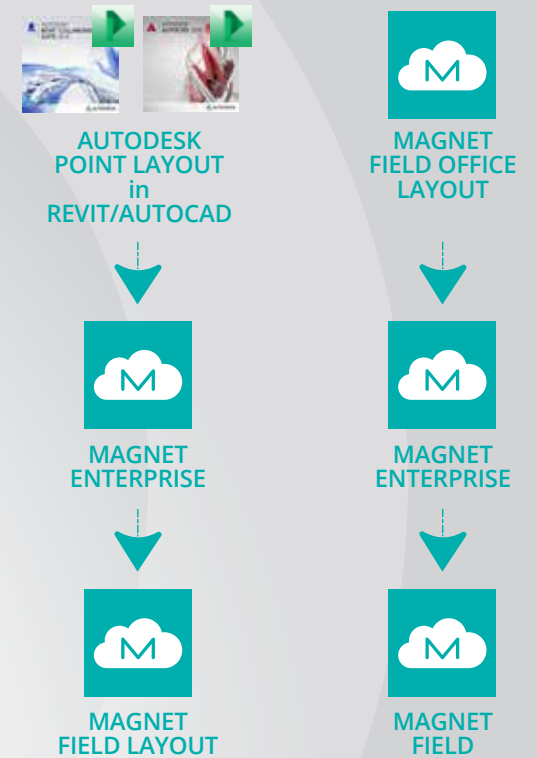
Typical workflows



iX, SHC-5000, RC-PR5

3 Concrete Contractor

Typical workflows



iX, SHC-5000, RC-PR5