







iX RTS + RC



Robotic total station configuration with remote catcher

Pairing Robotic Total Station and Remote Catcher RC

- Hold the **SEARCH** key  and **PRESS** the **Power ON** key and continue holding the Search key until the RC is ON the **FAR** LED will start to flashing indicating searching for Bluetooth devices is in progress, when the search is complete the audio tones indicates the number of devices found.

Indication that RC found the RTS is that COM LED1 and FAR led are both on continuously and on Robot's main screen the Radio icon will display the antenna up 
- When the RC FAR LED is solid and the Radio Antenna is up on the Robot then press the **FAR**  button to confirm the pairing. RC will power itself off to save configurations, power on RC and the Robot will link by itself from now on.
- In the case the RC doesn't find the Robot first then press the **SEARCH** button  to continue to the next Bluetooth device. Press search to change to next device and so on. Until the Robots antennas radio icon is up, then press the **FAR** button to complete pairing, as mentioned on previous step.

